



## 24 CM PIE PLATE **MIRACLE BAKER**

---

*Transforming the ordinary  
pie plate into a professional,  
multi-purpose baking dish.*

• • •

*Savory Bites*

*Lekkere Hapjes*

*Sabroso Bocado*

*Savoureux Bouchee*

*Gustoso Boccone*

• • •



**MADE IN COLORADO**

*Proceeds Benefit*



*...adding tomorrows every day*

**Kitchen Marvels, LLC**  
Fort Collins, Colorado  
telephone and fax: 970.377.9670  
[www.kitchenmarvels.com](http://www.kitchenmarvels.com)  
[kitchenm@kitchenmarvels.com](mailto:kitchenm@kitchenmarvels.com)

**Patent # D593,363**

**Patent # D593,363**

# 24-CM PIE PLATE MIRACLE BAKER

PATENT PENDING

## DESCRIPTION

The Pie Plate Miracle Baker can be used with any 24-cm pie plate recipe such as Scones, Quiches, Double Crust Fruit Pies, Crumble Pies, Meat Pie, Corn Bread, Cheese Cakes.

The Miracle Baker bakes recipes into equal ready-to-serve pieces.



- Made of high quality stainless steel.
- Simple to assemble and to use.
- Dishwasher safe or easy to clean by hand.
- Space saving design for storage.
- Provides hassle-free serving and appealing presentation.
- Allows cost-effective freezing.
- Please read all the directions before using.



Proceeds Benefit



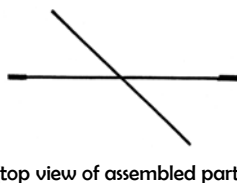
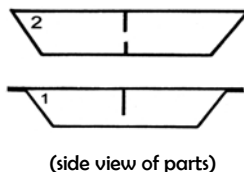
...adding tomorrows every day.

## USE & CARE

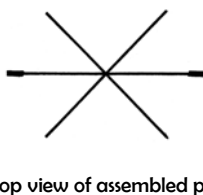
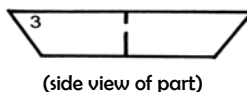
Before initial use of the Miracle Baker, wash all four parts with detergent or in an automatic dishwasher

## ASSEMBLY

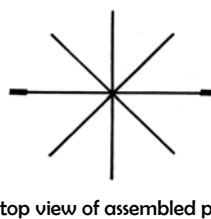
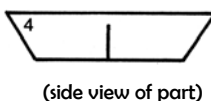
1. Slide part II into the opening in part I.



2. Repeat with part III.



3. Part IV should fit perpendicular to part I.



## BAKING

Assemble parts according to directions. Fill the pie plate with your recipe.

Position assembled Miracle Baker into recipe by gently pressing it into recipe, using a mitt if necessary (*no need to grease gadget parts*). Bake according to the recipe instructions.

After the item has been baked, cool slightly and cut along Miracle Baker partitions with a knife. Lift the Miracle Baker out of the pie plate by the extended sides of part I (using mitts if still too warm).

**TIP:** When baking a pie-size recipe for just one or two people, one can easily remove one or two pieces at first, while the rest can be frozen. Because the recipe has been baked into separate serving pieces, frozen sections are easily removed one at the time, while the remainder can be kept frozen. Enjoy!



Meet the makers of Kitchen Marvels from left to right: Libby Colbert, Madeleine Collinson, and Maureen Selvig.



MADE IN COLORADO

www.kitchenmarvels.com

kitchenm@kitchenmarvels.com

telephone and fax: 970.377.9670